

RFSS402

Ultra Low Loss Phase Stable Coax Cable

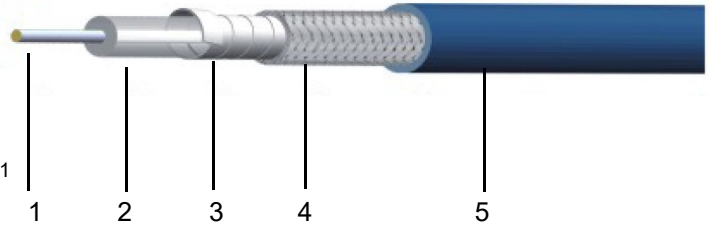
Ver A1 Release Date Match, 2018



P/N: 7402

Features&Benefits

- 70%Vp PTFE Tape+SPC Foil
- Multi-layer protection, excellent stability
- Equivalent to TFlex-402, SS402
MultiFlex_141, MultiBend_141



Construction Specification

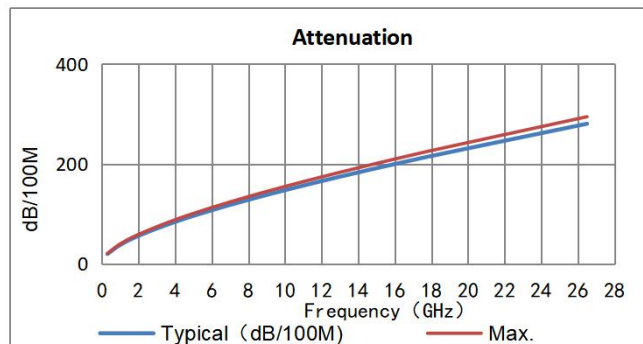
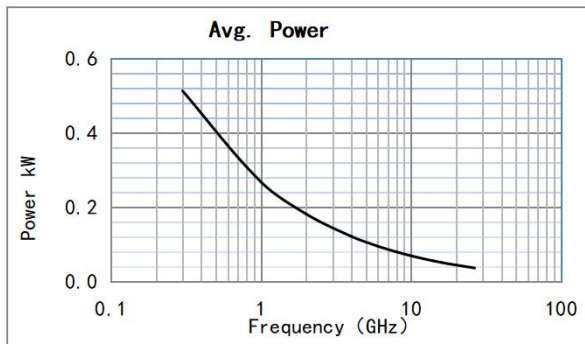
	Description	Size (mm)	Tol.	Materials
1	Center conductor	0.92	±0.02	Silver Plated Copper
2	Dielectric	3.00	±0.05	Extruded PTFE
3	Outer conductor	3.20	±0.05	Silver Plated Copper Foil
4	Outer shield	3.55	±0.10	Silver Plated Copper
5	Jacket	4.10	±0.10	FEP Blue or customize
		4.60	±0.10	PUR Blue or customize

Mechanical&Environmental Specifications

Bend Radius:installation (mm)	20
Bend Radius:repeated (mm)	40
Weight (g/m)	45
Temp, Operating&Installation (°C)	-55~165
Temp, Storage (°C)	-65~165

Electrical Specifications

Operation Frequency (GHz)	26.5	Bending phase	±8°@26.5GHz
Impedance (Ohms)	50	Mech. phase	±0.1dB @26.5GHz
Velocity of Propagation(%)	70		
Shielding Effectiveness (dB)	≥90		
Voltage Withstand (V,DC)	1500		



Attenuation (Typical@25°C&VSWR=1.0) &Power (VSWR=1.0;40°C;Sea Level)

Frequency MHz	300	1000	2000	4000	6000	8000	10000	12000	14000	16000	18000	26500
dB/100 m	19.9	38.2	56.3	84.2	107.5	128.3	147.6	165.8	183.2	199.9	216.1	280.5
Avg.Power kW	0.512	0.267	0.181	0.121	0.095	0.080	0.069	0.062	0.056	0.051	0.047	0.036
K1=	1.0824000					K2=	0.0039370					

Calculate Attenuation= $K1 \cdot \sqrt{FMHz} + K2 \cdot FMHz$

Maximum attenuation is 10% higher.

Defined by: Luke

Shenzhen RFcoms Technology Co.,LTD

Prepared by: Eric

Website: www.rfcoms.com

Approved by: K.F. Lu

Tell: +86 13480725660 Fax: +86-755-28908582

Rev: A/0

Email: luke@rfcoms.com

The rights of technical information provided on this sheet belongs to RFcoms. Contents cannot be distributed to other third-party companies without permission. The specifications are subjected to change without prior notice