

产品特点

- DC~40GHz 使用频率范围
- 低驻波比

应用场景

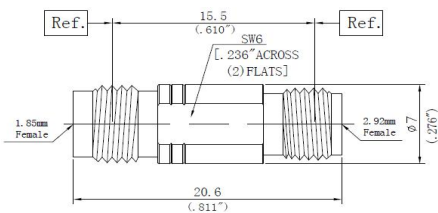
- 通用测试
- 精密测量

产品规格

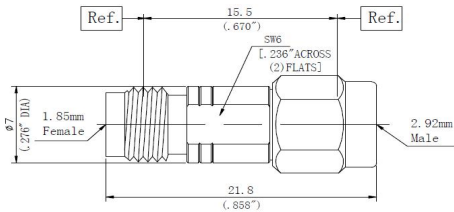
- 特殊阻抗: 50ohm
- 工作频率: DC~40GHz
- 耐用性: 500 次
- 温度范围: -55℃~+165℃

材料/表面处理

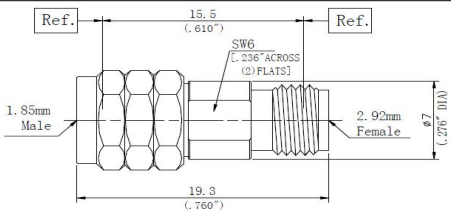
- 主体: 不锈钢SU303 抛光钝化
- 中心导体: 镀青铜 镀金(MIL-G-45204)
- 绝缘体: PEI
- 符合PER MIL-STD-348A中的2.92mm界面尺寸
- 符合IEC-61169中的1.85mm界面尺寸



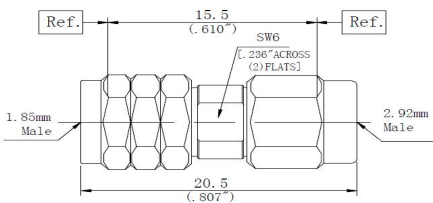
描述:	2.92mm母转1.85mm母
PN:	AD40650202
驻波:	DC-40GHz...1.20:1(max)



描述:	2.92mm公转1.85mm母
PN:	AD40650102
驻波:	DC-40GHz...1.20:1(max)



描述:	2.92mm母转1.85mm公
PN:	AD40650201
驻波:	DC-40GHz...1.20:1(max)



描述:	2.92mm公转1.85mm公
PN:	AD40650101
驻波:	DC-40GHz...1.20:1(max)

备注:

- 1、所有物理尺寸单位 mm, 尺寸公差±1%。
- 2、网络分析仪在整个频段内进行测试, 100%电性能测试。
- 3、可按照客户要求订制特殊连接器和特殊衰减量。

AD4065 50Ω DC~40GHz
2.92mm-1.85mm High Performance 50Ohm Between Series Stainless Steel Adapter



Ver A/0 Release Date March, 2018 P/N:AD4065

Features

- DC~40GHz Frequency Range
- Low VSWR

Applications

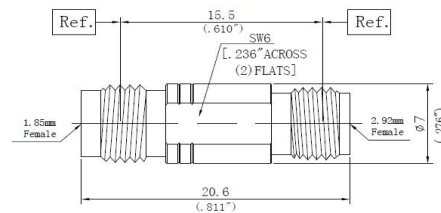
- General purpose test
- Precision measurements

Specifications

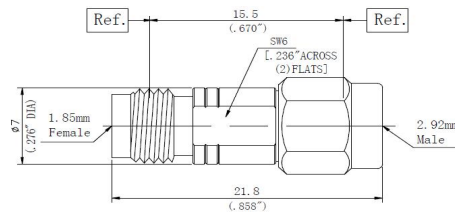
- Impedance: 50ohm
- Frequency: DC~40GHz
- Durability: 500 cycles
- Temp. Range: -55℃~+165℃

Material/Finishing

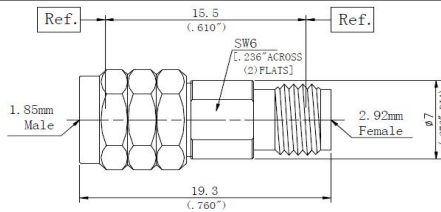
- Housing: Stainless Steel SU303
- Center contact: Beryllium Copper
- Insulators: PEI
- Polished/Passivated
- Gold plated (MIL-G-45204)
- 2.92mm interfaces PER MIL-STD-348A 1.85mm interfaces PER IEC-61169



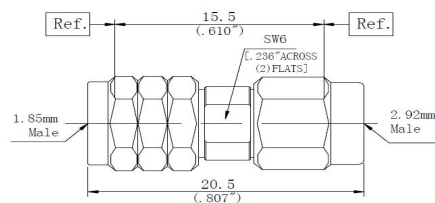
Description:	2.92mm(f) to 1.85mm(f)
PN:	AD40650202
VSWR:	DC-40GHz ... 1.20:1 (max)



Description:	2.92mm(m) to 1.85mm(f)
PN:	AD40650102
VSWR:	DC-40GHz ... 1.20:1 (max)



Description:	2.92mm(f) to 1.85mm(m)
PN:	AD40650201
VSWR:	DC-40GHz ... 1.20:1 (max)



Description:	2.92mm(m) to 1.85mm(m)
PN:	AD40650101
VSWR:	DC-40GHz ... 1.20:1 (max)

Remark

- 1、 All physical dimensions are in mm and the tolerance is $\pm 1\%$
- 2、 The network analyzer tests in the whole frequency band, 100% electrical performance test.
- 3、 Special connectors and special attenuation can be customized according to customer requirements

Shenzhen RFcoms Technology Co.,LTD

Website: www.rfcoms.com

Tell: +86 13480725660

Email: luke@rfcoms.com

The rights of technical information provided on this sheet belongs to RFcoms. Contents cannot be distributed to other third-party companies without permission. The specifications are subjected to change without prior notice