

产品特点

- DC~11GHz 使用频率范围
- 低驻波比

应用场景

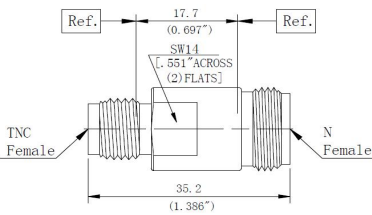
- 通用测试
- 精密测量

产品规格

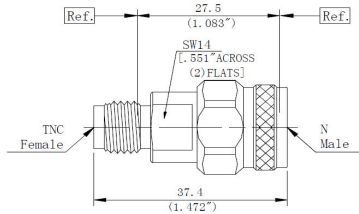
- 特殊阻抗: 50ohm
- 工作频率: DC~11GHz
- 耐用性: 500 次
- 温度范围: -55℃~+165℃

材料/表面处理

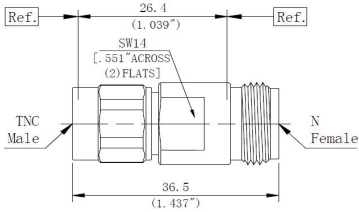
- 主体: 不锈钢SU303 抛光钝化
- 中心导体: 镀青铜 镀金(MIL-G-45204)
- 绝缘体: PEI
- 符合N/TNC Interfaces PER MIL-STD-348A界面尺寸



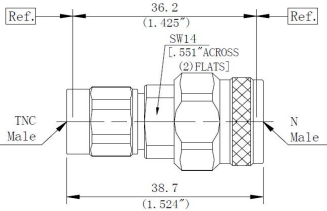
描述:	N母转TNC母
PN:	AD1118T0202
驻波:	DC-11GHz...1.15:1(max)



描述:	N公转TNC母
PN:	AD1118T0102
驻波:	DC-11GHz...1.15:1(max)



描述:	N母转TNC公
PN:	AD1118T0201
驻波:	DC-11GHz...1.15:1(max)



描述:	N公转TNC公
PN:	AD1118T0101
驻波:	DC-11GHz...1.15:1(max)

备注:

- 1、所有物理尺寸单位 mm, 尺寸公差±1%。
- 2、网络分析仪在整个频段内进行测试，100%电性能测试。
- 3、可按照客户要求订制特殊连接器和特殊衰减量。

**AD1118T 50Ω DC~11GHz**  
**TNC-N High Performance 50Ohm Between Series Stainless Steel Adapter**



Ver A/0 Release Date March, 2018 P/N:AD1118T

**Features**

- DC~11GHz Frequency Range
- Low VSWR

**Applications**

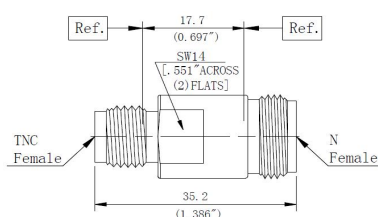
- General purpose test
- Precision measurements

**Specifications**

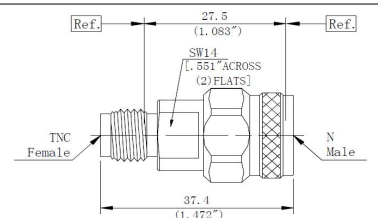
- Impedance: 50ohm
- Frequency: DC~11GHz
- Durability: 500 cycles
- Temp. Range: -55℃~+165℃

**Material/Finishing**

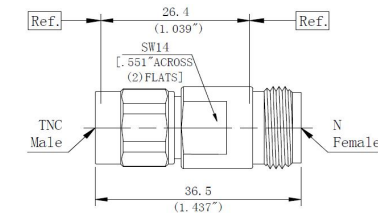
- Housing: Stainless Steel SU303
- Center contact: Beryllium Copper
- Insulators: PEI
- N/TNC Interfaces PER MIL-STD-348A
- Polished/Passivated
- Gold plated(MIL-G-45204)



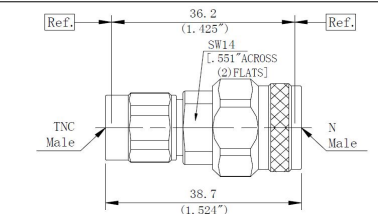
Description:	N(f) to TNC(f)
PN:	AD1118T0202
VSWR:	DC-11GHz ...1.15:1(max)



Description:	N(m) to TNC(f)
PN:	AD1118T0102
VSWR:	DC-11GHz ...1.15:1(max)



Description:	N(f) to TNC(m)
PN:	AD1118T0201
VSWR:	DC-11GHz ...1.15:1(max)



Description:	N(m) to TNC(m)
PN:	AD1118T0101
VSWR:	DC-11GHz ...1.15:1(max)

**Remark**

- 1、 All physical dimensions are in mm and the tolerance is  $\pm 1\%$
- 2、 The network analyzer tests in the whole frequency band, 100% electrical performance test.
- 3、 Special connectors and special attenuation can be customized according to customer requirements

Shenzhen RFcoms Technology Co.,LTD

Website: [www.rfcoms.com](http://www.rfcoms.com)

Tell: +86 13480725660

Email: [luke@rfcoms.com](mailto:luke@rfcoms.com)

The rights of technical information provided on this sheet belongs to RFcoms. Contents cannot be distributed to other third-party companies without permission. The specifications are subjected to change without prior notice