

产品特点

- DC~33GHz 使用频率范围
- 低驻波比

应用场景

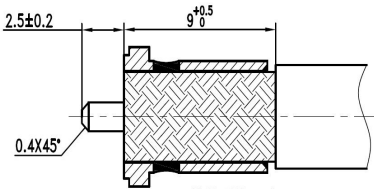
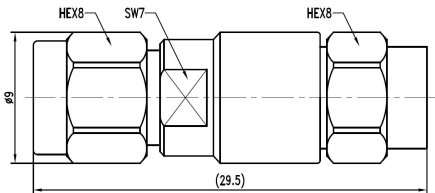
- 通用测试
- 精密工作台测量
- 测试端口
- 组件定制

产品规格

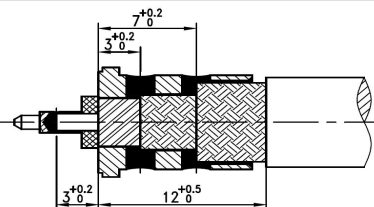
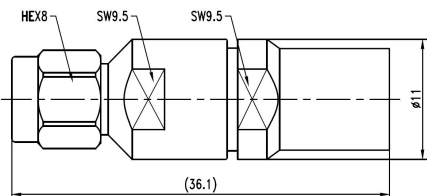
- 特殊阻抗: 50ohm
- 工作频率: DC~33GHz
- 耐用性: 500 次
- 温度范围: -55℃~+165℃

材料/表面处理

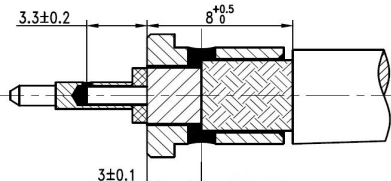
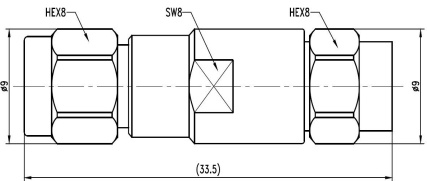
- 主体: 不锈钢SU303 抛光钝化
- 中心导体: 镀青铜 镀金(MIL-G-45204)
- 绝缘体: PEI



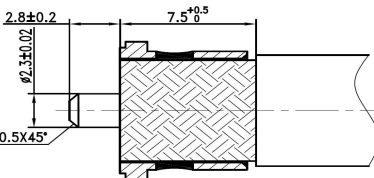
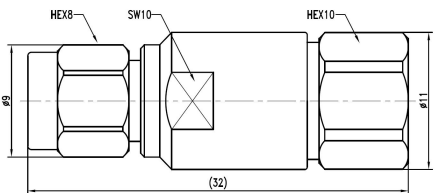
描述:	3.5mm 公头接UFA205A线缆,装接式
PN:	500CC003301
驻波:	DC-26.5GHz...1.25:1(max)



描述:	3.5mm 公头接LL142线缆,铠装装接式
PN:	500CC003301A
驻波:	DC-26.5GHz...1.25:1(max)



描述:	3.5mm 公头接UFA205A线缆,装接式
PN:	520CC003301
驻波:	DC-26.5GHz...1.25:1(max)



描述:	3.5mm 公头接UFB311A线缆,装接式
PN:	800CC003301
驻波:	DC-26.5GHz...1.25:1(max)

备注:

- 1、所有物理尺寸单位 mm, 尺寸公差±1%。
- 2、网络分析仪在整个频段内进行测试, 100%电性能测试。
- 3、可按照客户要求订制特殊连接器和特殊衰减量。

深圳市睿凡讯连科技有限公司
网址: www.rfcoms.com

电话: +86 13480725660
Email: luke@rfcoms.com

本技术资料产权归属于深圳睿凡公司, 未经允许, 不得复制、摘抄或转交的其他第三方公司与机构。规格如有更改, 恕不另行通知

3.5mm 50Ω DC~33GHz
3.5mm High Performance 50ohm Connector For Cable



Ver A/0 Release Date March, 2019 P/N:CC0033

Features

- DC~33GHz Frequency Range
- Low VSWR

Applications

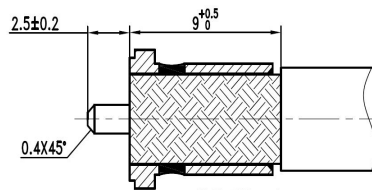
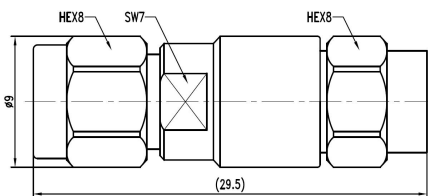
- General purpose test
- Precise Bench-top Testing
- Vector Network Analyzer Test Port
- Custom Cable Assembly

Specifications

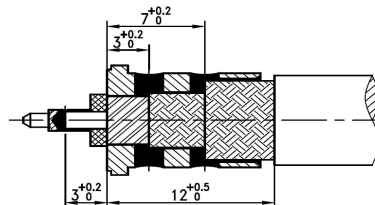
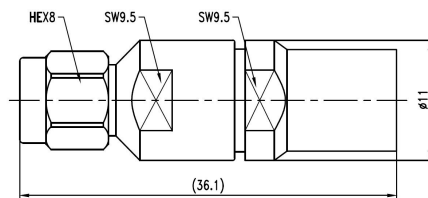
- Impedance: 50ohm
- Frequency: DC~33GHz
- Durability: 500 cycles
- Temp. Range: -55℃~+165℃

Material/Finishing

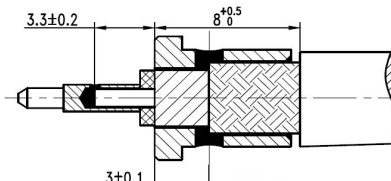
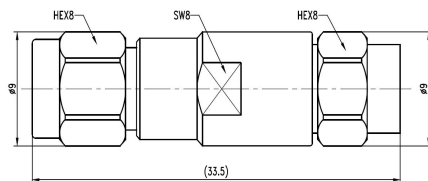
- Housing: Stainless Steel SU303
- Center contact: Beryllium Copper
- Insulators: PEI
- Polished/Passivated
- Gold plated (MIL-G-45204)



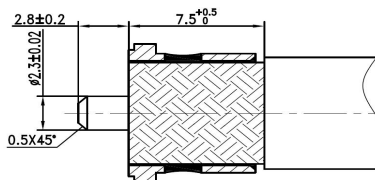
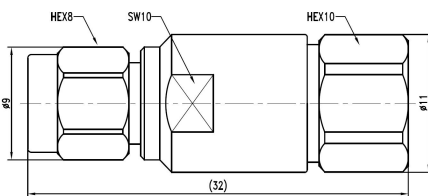
Description:	3.5mm male for UFA205A cable
PN:	500CC003301
VSWR:	DC-26.5GHz...1.25:1(max)



Description:	3.5mm male for LL142 cable
PN:	500CC003301A
VSWR:	DC-26.5GHz...1.25:1(max)



Description:	3.5mm male for UFA205A cable
PN:	520CC003301
VSWR:	DC-26.5GHz...1.25:1(max)



Description:	3.5mm male for UFB311A cable
PN:	800CC003301
VSWR:	DC-26.5GHz...1.25:1(max)

Remark

- 1、 All physical dimensions are in mm and the tolerance is $\pm 1\%$
- 2、 The network analyzer tests in the whole frequency band, 100% electrical performance test.
- 3、 Special connectors and special attenuation can be customized according to customer requirements

Shenzhen RFcoms Technology Co.,LTD
 Website: www.rfcoms.com

Tell: +86 13480725660
 Email: luke@rfcoms.com

The rights of technical information provided on this sheet belongs to RFcoms. Contents cannot be distributed to other third-party companies without permission. The specifications are subjected to change without prior notice