

RFSS047

Ultra Low Loss Phase Stable Coax Cable

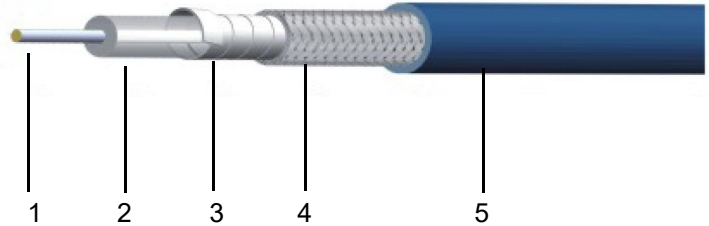
Ver A1 Release Date Match, 2018



P/N: 7047

Features&Benefits

- 70%Vp PTFE Tape+SPC Foil
- Multi-layer protection, excellent stability
- Equivalent to TFlex047-50



Construction Specification

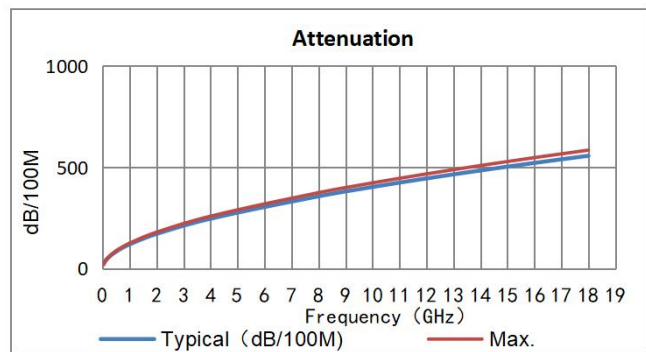
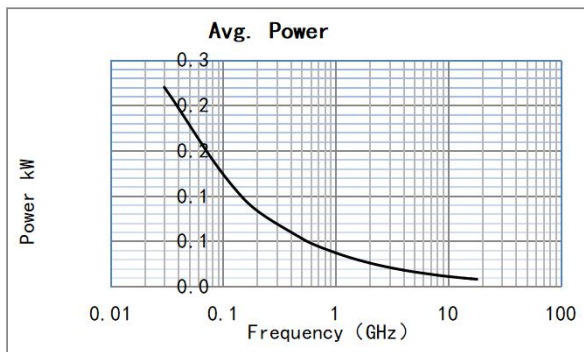
	Description	Size (mm)	Tol.	Materials
1	Center conductor	0.29	±0.02	Silver Plated Copper
2	Dielectric	0.94	±0.05	Extruded PTFE
3	Outer conductor	1.11	±0.05	Silver Plated Copper Foil
4	Outer shield	1.29	±0.10	Silver Plated Copper
5	Jacket	1.60	±0.10	FEP Blue or customize

Mechanical&Environmental Specifications

Bend Radius:installation (mm)	6
Bend Radius:repeated (mm)	16
Weight (g/m)	7
Temp, Operating&Installation (°C)	-55~165
Temp, Storage (°C)	-65~165

Electrical Specifications

Operation Frequency (GHz)	18.0	Bending phase	±8°@18GHz
Impedance (Ohms)	50	Mech. phase	±0.25dB @18GHz
Velocity of Propagation(%)	70		
Shielding Effectiveness (dB)	≥90		
Voltage Withstand (V,DC)	500		



Attenuation (Typical@25°C&VSWR=1.0) &Power (VSWR=1.0;40°C;Sea Level)

Frequency MHz	30	150	500	1000	2000	4000	8000	10000	12000	14000	16000	18000
dB/100 m	20.2	45.5	83.9	119.6	171.3	246.5	356.9	402.8	445.0	484.4	521.5	556.9
Avg.Power kW	0.220	0.098	0.053	0.037	0.026	0.018	0.012	0.011	0.010	0.009	0.009	0.008
K1=	3.6704016					K2=	0.0035795					

Calculate Attenuation= $K1 \cdot \sqrt{FMHz} + K2 \cdot FMHz$

Maximum attenuation is 10% higher.

Defined by: Luke

Shenzhen RFcoms Technology Co.,LTD

Prepared by: Eric

Website: www.rfcoms.com

Approved by: K.F. Lu

Tell: +86 13480725660 Fax:+86-755-28908582

Rev: A/0

Email: luke@rfcoms.com

The rights of technical information provided on this sheet belongs to RFcoms. Contents cannot be distributed to other third-party companies without permission. The specifications are subjected to change without prior notice