

RFSA700

Ultra Low Loss Phase Stable Coax Cable

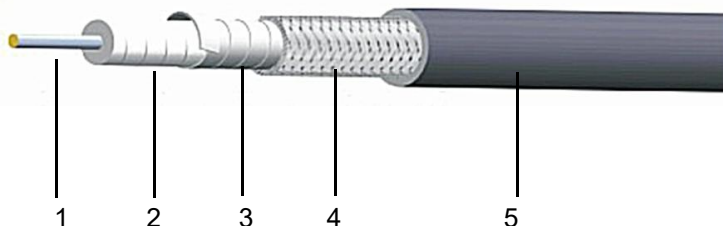
Ver A1 Release Date Match, 2018



P/N: 10070

Features&Benefits

- 83%Vp PTFE Tape+SPC Foil
- Ultra-low loss, excellent temperature phase
- Equivalent to CNX3450
- Replace to 0



Construction Specification

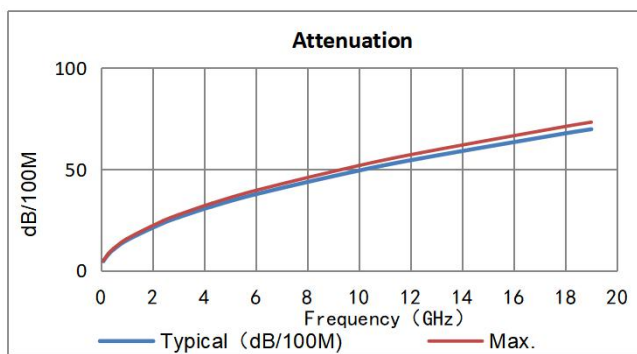
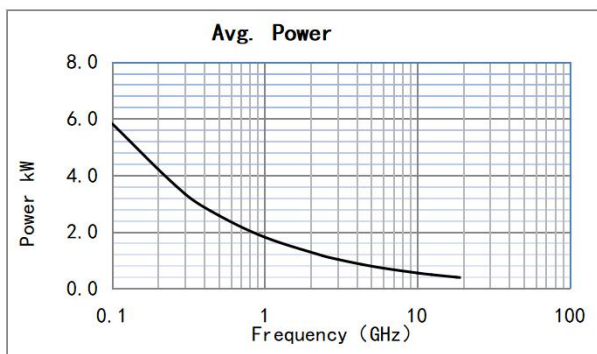
	Description	Size (mm)	Tol.	Materials
1	Center conductor	2.10	±0.03	Silver Plated Copper
2	Dielectric	5.71	±0.05	LD PTFE
3	Outer conductor	6.03	±0.05	Silver Plated Copper Foil
4	Outer shield	6.61	±0.10	Silver Plated Copper
5	Jacket	7.06	±0.15	FEP Gray or customized

Mechanical&Environmental Specifications

Bend Radius:installation (mm)	30
Bend Radius:repeated (mm)	60
Weight (g/m)	115
Temp, Operating&Installation (°C)	-55~165
Cutoff Frequency(GHz)	20

Electrical Specifications

Operation Frequency (GHz)	18	Bending phase	±4°@18GHz
Impedance (Ohms)	50	Temp. phase	600PPM (-55~85)
Velocity of Propagation	83%	Mech. phase	±0.10dB @18GHz
Shielding Effectiveness (dB)	≥90		
Voltage Withstand (V,DC)	2000		



Attenuation (Typical@25°C&VSWR=1.0) &Power (VSWR=1.0;40°C;Sea Level)

Frequency MHz	100	300	500	1000	2400	3000	4300	6000	10000	12400	18000	19000
dB/100 m	4.6	8.1	10.5	14.9	23.4	26.2	31.6	37.7	49.4	55.4	67.7	69.8
Avg.Power kW	5.817	3.341	2.579	1.812	1.156	1.029	0.854	0.717	0.547	0.487	0.399	0.387
K1=	0.4609521					K2=	0.0003280					

Calculate Attenuation= $K1 * \sqrt{F} + K2 * F$

Maximum attenuation is 10% higher.

Defined by: Luke

Shenzhen RFcoms Technology Co.,LTD

Prepared by: Eric

Website: www.rfcoms.com

Approved by: K.F. Lu

Tell: +86 13480725660 Fax:+86-755-28908582

Rev: A/0

Email: luke@rfcoms.com

The rights of technical information provided on this sheet belongs to RFcoms. Contents cannot be distributed to other third-party companies without permission. The specifications are subjected to change without prior notice