

RFSA520

Ultra Low Loss Phase Stable Coax Cable


Ver A1 Release Date Match, 2018



P/N: 10052

Features&Benefits

- 83%Vp PTFE Tape+SPC Foil
- Ultra-low loss, excellent temperature phase
- Equivalent to UFB205A
- Replace to CNX3449, HF190, IW1801



Construction Specification

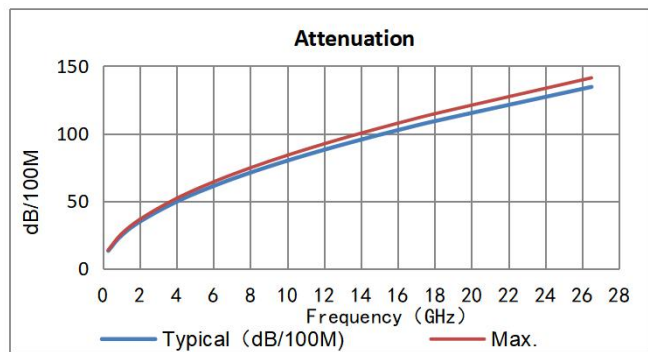
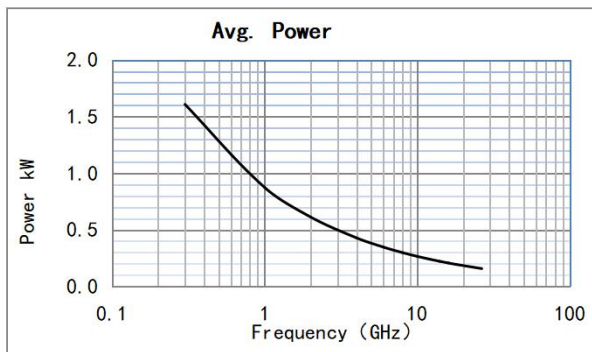
	Description	Size (mm)	Tol.	Materials
1	Center conductor	1.45	±0.03	Silver Plated Copper
2	Dielectric	4.00	±0.05	LD PTFE
3	Outer conductor	4.20	±0.05	Silver Plated Copper Foil
4	Outer shield	4.75	±0.10	Silver Plated Copper
5	Jacket	5.20	±0.15	FEP Gray or customized

Mechanical&Environmental Specifications

Bend Radius:installation (mm)	25.4
Bend Radius:repeated (mm)	51.8
Weight (g/m)	50
Temp. Operating&Installation (°C)	-55~165
Cutoff Frequency(GHz)	29

Electrical Specifications

Operation Frequency (GHz)	27	Bending phase	±5°@26.5GHz
Impedance (Ohms)	50	Temp. phase	600PPM (-55~85)
Velocity of Propagation	83%	Mech. phase	±0.15dB @26.5GHz
Shielding Effectiveness (dB)	≥90		
Voltage Withstand (V,DC)	1500		



Attenuation (Typical@25°C&VSWR=1.0) &Power (VSWR=1.0;40°C;Sea Level)

Frequency MHz	300	1000	2000	4000	6000	8000	10000	12000	14000	16000	18000	26500
dB/100 m	13.2	24.3	34.6	49.5	61.1	71.0	79.9	87.9	95.4	102.5	109.2	134.5
Avg.Power kW	1.608	0.874	0.613	0.429	0.348	0.299	0.266	0.241	0.222	0.207	0.194	0.158
K1=	0.7545932					K2=	0.0004396					

Calculate Attenuation= $K1 * \sqrt{F \text{ MHz}} + K2 * F \text{ MHz}$

Maximum attenuation is 10% higher.

Defined by: Luke

Shenzhen RFcoms Technology Co.,LTD

Prepared by: Eric

Website: www.rfcoms.com

Approved by: K.F. Lu

Tell: +86 13480725660 Fax:+86-755-28908582

Rev: A/0

Email: luke@rfcoms.com

The rights of technical information provided on this sheet belongs to RFcoms. Contents cannot be distributed to other third-party companies without permission. The specifications are subjected to change without prior notice