

RFSC180

Ultra Low Loss Phase Stable Coax Cable

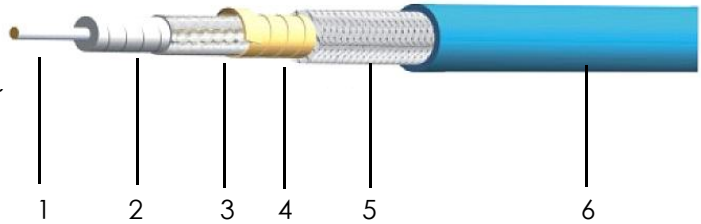
Ver A1 Release Date Match, 2015



P/N: 12018

Features&Benefits

- 76%Vp PTFE Tape+SPC Ribbon+Tri-shields
- Ultra-low loss, Better bending performance,Durabl
- Equivalent to
- Replace to SS047



Construction Specification

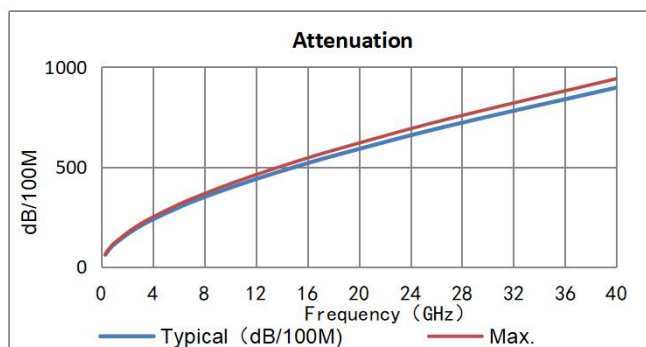
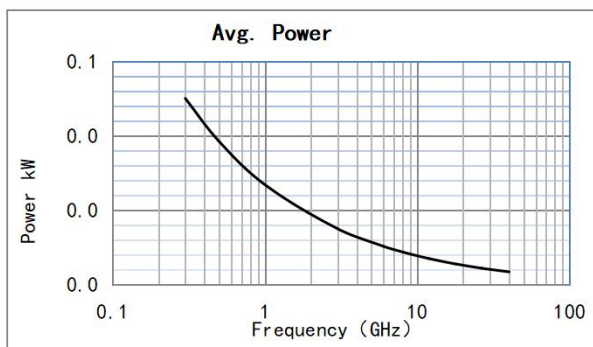
	Description	Size (mm)	Tol.	Materials
1	Center conductor	0.31	±0.02	Silver Plated Copper
2	Dielectric	0.94	±0.05	LD PTFE
3	Outer conductor	1.12	±0.05	Silver Plated Copper Foil
4	Innerlayer	1.40	±0.05	PTFE
5	Outer shield	1.60	±0.10	Silver Plated Copper
6	Jacket	1.75	±0.10	FEP Blue or customize

Mechanical&Environmental Specifications

Bend Radius:installation (mm)	8
Bend Radius:repeated (mm)	18
Weight (g/m)	14
Temp, Operating&Installation (°C)	-55~165
Cutoff Frequency(GHz)	110

Electrical Specifications

Operation Frequency (GHz)	40	Bending phase	±5°@40GHz
Impedance (Ohms)	50	Mech. phase	±0.10@40GHz
Velocity of Propagation	76%		
Shielding Effectiveness (dB)	≥90		
Voltage Withstand (V,DC)	500		



Attenuation (Typical@25°C&VSWR=1.0) &Power (VSWR=1.0;40°C;Sea Level)

Frequency MHz	300	500	1000	3000	6000	8000	10000	12000	15000	18000	26500	40000
dB/100 m	61.1	79.5	114.0	204.0	297.8	349.5	396.2	439.5	499.7	555.6	698.5	897.2
Avg.Power kW	0.050	0.038	0.027	0.015	0.010	0.009	0.008	0.007	0.006	0.006	0.004	0.003
K1=	3.4384700					K2=	0.0052380					

Calculate Attenuation= $K1 \cdot \sqrt{FMHz} + K2 \cdot FMHz$

Maximum attenuation is 10% higher.

Defined by: Luke

Shenzhen RFcoms Technology Co.,LTD

Prepared by: Eric

Website: www.rfcoms.com

Approved by: K.F. Lu

Tell: +86 13480725660 Fax:+86-755-28908582

Rev: A/0

Email: luke@rfcoms.com

The rights of technical information provided on this sheet belongs to RFcoms. Contents cannot be distributed to other third-party companies without permission.The specifications are subjected to change without prior notice